


GUTTERCREST

ALUMINIUM

BOX GUTTERS

LARGE SIZES



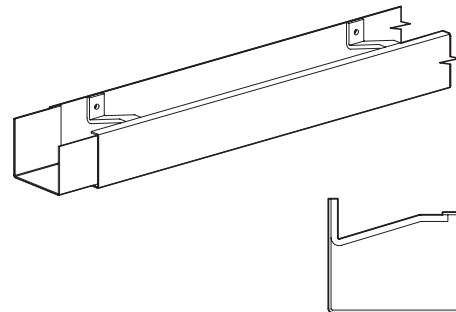
PRICE LIST

PRICE LIST

BOX GUTTER SYSTEM - LARGE SIZES

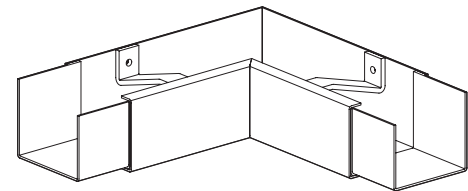
STANDARD GUTTER LENGTHS

Gutter (mm)	150 x 150	200 x 150	200 x 200	300 x 200
3.0mtr	BX5/1	BX6/1	BX7/1	BX8/1
MILL	98.08	119.26	126.02	157.99
PPC	110.55	133.10	142.50	177.46
1.5mtr	BX5/2	BX6/2	BX7/2	BX8/2
MILL	64.29	76.39	84.41	103.47
PPC	70.53	83.32	92.66	113.21

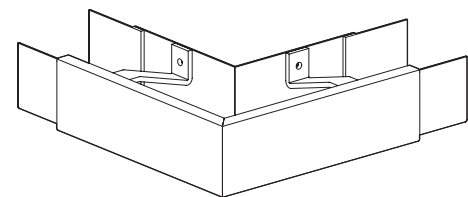


ANGLES INTERNAL & EXTERNAL

Gutter (mm)	150 x 150	200 x 150	200 x 200	300 x 200
90° External	BX5/3	BX6/3	BX7/3	BX8/3
MILL	50.44	59.93	65.68	77.87
PPC	53.02	63.03	69.37	82.55
90° Internal	BX5/4	BX6/4	BX7/4	BX8/4
MILL	50.44	59.93	65.68	77.87
PPC	53.02	63.03	69.37	82.55
135° External	BX5/5	BX6/5	BX7/5	BX8/5
MILL	47.27	59.59	61.55	72.92
PPC	49.56	62.14	64.58	76.82
135° Internal	BX5/6	BX6/6	BX7/6	BX8/6
MILL	47.27	59.59	61.55	72.92
PPC	49.56	62.14	64.58	76.82
Irregular External	BX5/7	BX6/7	BX7/7	BX8/7
MILL	93.52	120.57	119.55	140.42
PPC	96.85	124.27	123.95	145.85
Irregular Internal	BX5/8	BX6/8	BX7/8	BX8/8
MILL	93.52	120.57	119.55	140.42
PPC	96.85	124.27	123.95	145.85



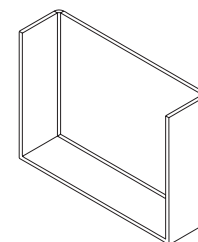
Internal Angle



External Angle

STOP ENDS

Gutter (mm)	150 x 150	200 x 150	200 x 200	300 x 200
Stop End Right Hand	BX5/10	BX6/10	BX7/10	BX8/10
MILL	6.72	8.10	8.78	10.50
PPC	7.22	8.60	9.28	11.18
Stop End Left Hand	BX5/11	BX6/11	BX7/11	BX8/11
MILL	6.72	8.10	8.78	10.50
PPC	7.22	8.60	9.28	11.18



Right Hand Shown

NOTE: THESE ARE INTERNAL STOP ENDS

PRICE LIST

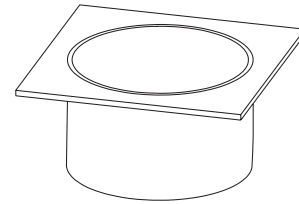
BOX GUTTER SYSTEM - LARGE SIZES

SLEEVE OUTLETS - ROUND

Gutter (mm)	150 x 150	200 x 150	200 x 200	300 x 200
63mm Ø	BX5/SO13	BX6/SO13	BX7/SO13	BX8/SO13
MILL	6.70	6.70	6.70	6.70
PPC	7.20	7.20	7.20	7.20
75mm Ø	BX5/SO14	BX6/SO14	BX7/SO14	BX8/SO14
MILL	6.70	6.70	6.70	6.70
PPC	7.20	7.20	7.20	7.20
100mm Ø	BX5/SO15	BX6/SO15	BX7/SO15	BX8/SO15
MILL	8.00	8.00	8.00	8.00
PPC	8.50	8.50	8.50	8.50
125mm Ø	BX5/SO16	BX6/SO16	BX7/SO16	BX8/SO16
MILL	8.00	8.00	8.00	8.00
PPC	8.50	8.50	8.50	8.50
150mm Ø	BX5/SO17	BX6/SO17	BX7/SO17	BX8/SO17
MILL	-	11.50	11.50	11.50
PPC	-	12.00	12.00	12.00

Please Note

Sleeve Outlets can be used in place of Running Outlets giving increased flexibility and cost efficiency.

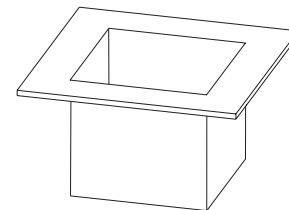


SLEEVE OUTLETS - SQUARE & RECTANGULAR

Gutter (mm)	150 x 150	200 x 150	200 x 200	300 x 200
75 x 50mm	BX5/SO18	BX6/SO18	BX7/SO18	BX8/SO18
MILL	6.70	6.70	6.70	6.70
PPC	7.20	7.20	7.20	7.20
75 x 75mm	BX5/SO19	BX6/SO19	BX7/SO19	BX8/SO19
MILL	6.70	6.70	6.70	6.70
PPC	7.20	7.20	7.20	7.20
100 x 75mm	BX5/SO20	BX6/SO20	BX7/SO20	BX8/SO20
MILL	6.70	6.70	6.70	6.70
PPC	7.20	7.20	7.20	7.20
100 x 100mm	BX5/SO21	BX6/SO21	BX7/SO21	BX8/SO21
MILL	8.00	8.00	8.00	8.00
PPC	8.50	8.50	8.50	8.50
100 x 100mm	BX5/SO22	BX6/SO22	BX7/SO22	BX8/SO22
MILL	8.00	8.00	8.00	8.00
PPC	8.50	8.50	8.50	8.50

Please Note

Sleeve Outlets can be used in place of Running Outlets giving increased flexibility and cost efficiency.

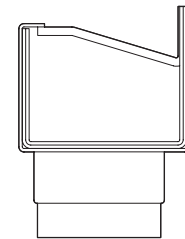
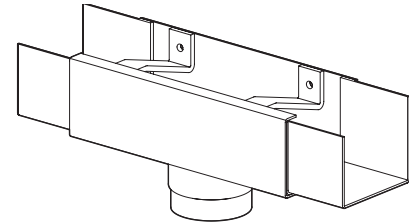


PRICE LIST

BOX GUTTER SYSTEM - LARGE SIZES

RUNNING OUTLETS - ROUND

Gutter (mm)	150 x 150	200 x 150	200 x 200	300 x 200
63mm Ø	BX5/13	BX6/13	BX7/13	BX8/13
MILL	46.81	54.81	59.36	68.60
PPC	48.35	56.53	61.40	71.01
75mm Ø	BX5/14	BX6/14	BX7/14	BX8/14
MILL	45.91	55.32	59.87	68.72
PPC	47.45	57.04	61.91	71.13
100mm Ø	BX5/15	BX6/15	BX7/15	BX8/15
MILL	46.93	54.93	59.48	68.33
PPC	48.47	56.65	61.52	70.74
125mm Ø	BX5/16	BX6/16	BX7/16	BX8/16
MILL	49.96	60.14	62.86	72.05
PPC	51.71	62.09	65.18	74.79
150mm Ø	BX5/17	BX6/17	BX7/17	BX8/17
MILL	-	60.81	63.53	72.72
PPC	-	62.76	65.85	75.46

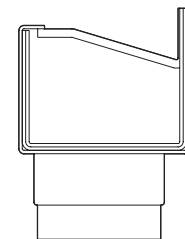
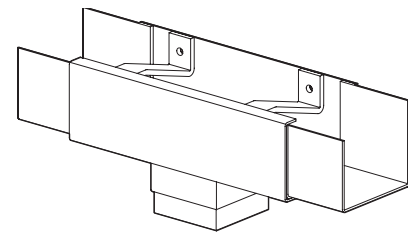


Please Note

Sleeve Outlets can be used in place of Running Outlets giving increased flexibility and cost efficiency.

RUNNING OUTLETS - SQUARE & RECTANGULAR

Gutter (mm)	150 x 150	200 x 150	200 x 200	300 x 200
75 x 50mm	BX5/18	BX6/18	BX7/18	BX8/18
MILL	46.40	54.40	58.95	67.80
PPC	47.94	56.12	60.99	70.21
75 x 75mm	BX5/19	BX6/19	BX7/19	BX8/19
MILL	46.90	54.89	59.45	68.29
PPC	48.44	56.61	61.49	70.70
100 x 75mm	BX5/20	BX6/20	BX7/20	BX8/20
MILL	48.24	56.24	60.79	69.64
PPC	49.78	57.96	62.83	72.05
100 x 100mm	BX5/21	BX6/21	BX7/21	BX8/21
MILL	48.37	56.76	61.31	70.16
PPC	49.91	58.48	63.35	72.57
150 x 100mm	BX5/22	BX6/22	BX7/22	BX8/22
MILL	51.41	60.92	63.90	73.89
PPC	53.16	62.87	66.22	76.63
150 x 150mm	BX5/23	BX6/23	BX7/23	BX8/23
MILL	-	62.66	65.38	75.63
PPC	-	64.61	67.70	78.37



Please Note

Sleeve Outlets can be used in place of Running Outlets giving increased flexibility and cost efficiency.