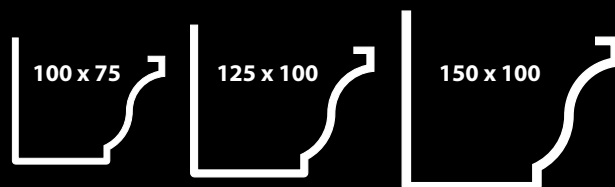


Moulded Ogee Gutter System

(Type 46) Small Sizes

Extruded aluminium Moulded Ogee gutters with buttstraps and holes for direct back fixing.

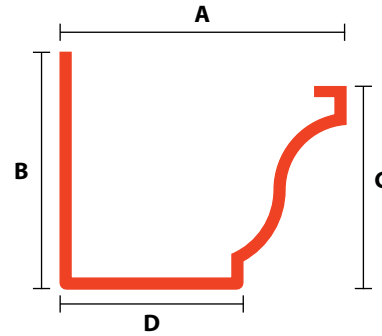


GUTTERCREST

MOULDED OGEE GUTTERING SYSTEM *(small sizes)*

GUTTER LENGTHS

GUTTER (mm)	3m	1.8m	A (mm)	B (mm)	C (mm)	D (mm)	MATERIAL THICKNESS
100 x 75	MOG1/1	MOG1/2	100	80	75	67	2.25
125 x 100	MOG2/1	MOG2/2	125	105	100	84	2.5
150 x 100	MOG3/1	MOG3/2	150	110	100	100	3




Wider or deeper gutters manufactured to size required



OUTLETS

GUTTER (mm)	ROUND				
	63 Ø	75 Ø	100 Ø	125 Ø	150 Ø
100 x 75	MOG1/13	MOG1/14	-	-	-
125 x 100	MOG2/13*	MOG2/14	MOG2/15	-	-
150 x 100	MOG3/13*	MOG3/14*	MOG3/15	MOG3/16	-

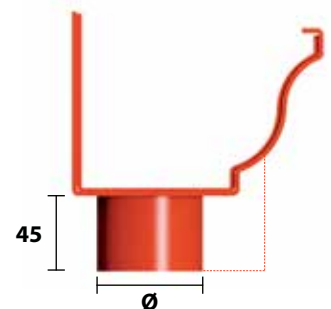


** 200 for outlets over 100*

GUTTER (mm)	SQUARE AND RECTANGULAR					
	75 x 50	75 x 75	100 x 75	100 x 100	150 x 100	150 x 150
100 x 75	MOG1/18	MOG1/19	MOG1/20	-	-	-
125 x 100	MOG2/18*	MOG2/19	MOG2/20	MOG2/21	MOG2/22	-
150 x 100	MOG3/18*	MOG3/19*	MOG3/20*	MOG3/21	MOG3/22	-



Sleeve Outlet



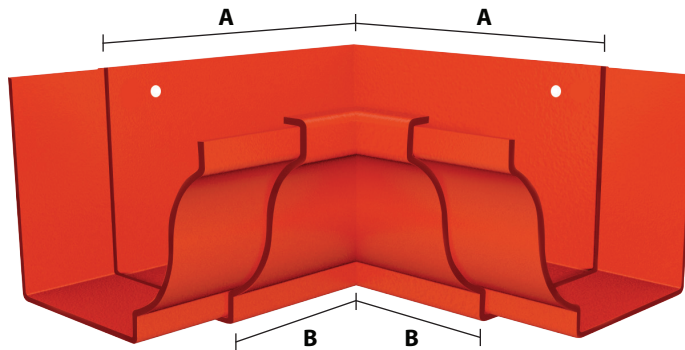
** Indicates a sleeve outlet can be used in place of running outlets giving increased flexibility and cost efficiency.*

MOULDED OGEE GUTTERING SYSTEM (*small sizes*)

ANGLES

90° EXTERNAL				90° INTERNAL			135° EXTERNAL			135° INTERNAL		
GUTTER (mm)	90°	A (mm)	B (mm)	90°	A (mm)	B (mm)	135°	A (mm)	B (mm)	135°	A (mm)	B (mm)
100 x 75	MOG1/3	30	130	MOG1/4	130	30	MOG1/5	30	70	MOG1/6	70	30
125 x 100	MOG2/3	30	155	MOG2/4	155	30	MOG2/5	30	80	MOG2/6	80	30
150 x 100	MOG3/3	30	180	MOG3/4	180	30	MOG3/5	30	90	MOG3/6	90	30

IRREGULAR ANGLE		
GUTTER (mm)	EXTERNAL	INTERNAL
100 x 75	MOG1/7	MOG1/8
125 x 100	MOG2/7	MOG2/8
150 x 100	MOG3/7	MOG3/8




Internal Angle Shown

A = Back of Gutter / Working Length

When ordering an irregular angle, state ref no. and actual fascia angle & note that A+B lengths vary subject to angle.

STOPENDS

GUTTER (mm)	R/H STOPEND	L/H STOPEND
100 x 75	MOG1/10	MOG1/11
125 x 100	MOG2/10	MOG2/11
150 x 100	MOG3/10	MOG3/11



Internal Stop End