


Raked Box Gutter System

An alternative to box gutters, the raked face gives a striking impression to the eaves of the building. We have suggested sizes but can be manufactured as required.

Wide Range of sizes available


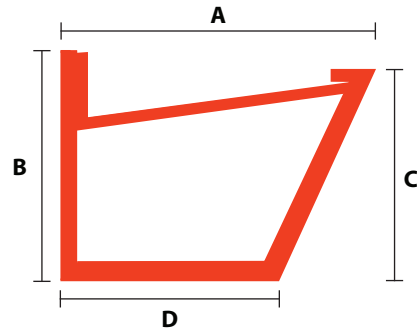


RAKED BOX GUTTERING SYSTEM

GUTTER LENGTHS

GUTTER (mm)	3m	1.5m	A (mm)	B (mm)	C (mm)	D (mm)	MATERIAL THICKNESS
100 x 75	RBX1/1	RBX1/2	100	85	75	60	2
100 x 100	RBX2/1	RBX2/2	100	110	100	60	2
125 x 100	RBX3/1	RBX3/2	125	110	100	75	2
150 x 100	RBX4/1	RBX4/2	150	110	100	90	2
150 x 150	RBX5/1	RBX5/2	150	160	150	90	2
200 x 150	RBX6/1	RBX6/2	200	160	150	120	2
200 x 200	RBX7/1	RBX7/2	200	210	200	120	2
300 x 200	RBX8/1	SBX8/2	300	210	200	180	2


Wider or deeper gutters manufactured to size required



OUTLETS

GUTTER (mm)	ROUND				
	63 Ø	75 Ø	100 Ø	125 Ø	150 Ø
100 x 75	RBX1/13	RBX1/14	-	-	-
100 x 100	RBX2/13	RBX2/14	-	-	-
125 x 100	RBX3/13*	RBX3/14	RBX3/15	-	-
150 x 100	RBX4/13*	RBX4/14*	RBX4/15	RBX4/16	-
150 x 150	RBX5/13*	RBX5/14*	RBX5/15	RBX5/16	-
200 x 150	RBX6/13*	RBX6/14*	RBX6/15*	RBX6/16	RBX6/17
200 x 200	RBX7/13*	RBX7/14*	RBX7/15*	RBX7/16	RBX7/17
300 x 200	RBX8/13*	RBX8/14*	RBX8/15*	RBX8/16*	RBX8/17*

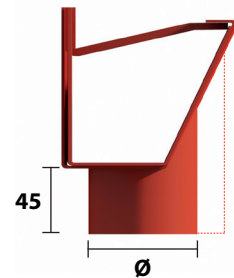
GUTTER (mm)	SQUARE AND RECTANGULAR					
	75 x 50	75 x 75	100 x 75	100 x 100	150 x 100	150 x 150
100 x 75	RBX1/18	RBX1/19	RBX1/20	-	-	-
100 x 100	RBX2/18	RBX2/19	RBX2/20	-	-	-
125 x 100	RBX3/18*	RBX3/19	RBX3/20	RBX3/21	RBX3/22	-
150 x 100	RBX4/18*	RBX4/19*	RBX4/20*	RBX4/21	RBX4/22	-
150 x 150	RBX5/18*	RBX5/19*	RBX5/20*	RBX5/21	RBX5/22	-
200 x 150	RBX6/18*	RBX6/19*	RBX6/20*	RBX6/21	RBX6/22	RBX6/23
200 x 200	RBX7/18*	RBX7/19*	RBX7/20*	RBX7/21	RBX7/22	RBX7/23
300 x 200	RBX8/18*	RBX8/19*	RBX8/20*	RBX8/21*	RBX8/22*	RBX8/23*



** 300 for outlets over 100*



Sleeve Outlet



** Indicates a sleeve outlet can be used in place of running outlets giving increased flexibility and cost efficiency.*

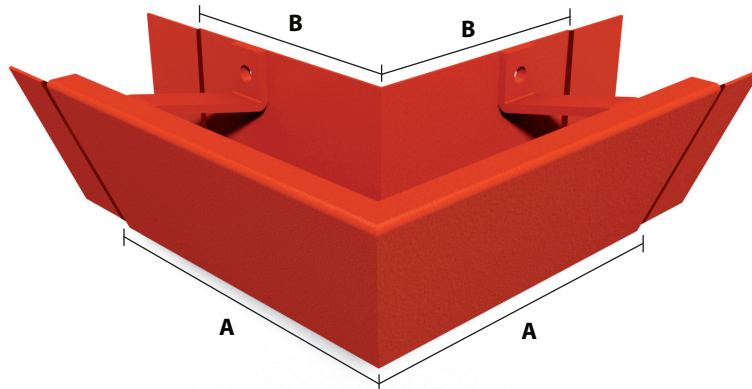
RAKED BOX GUTTERING SYSTEM

ANGLES

GUTTER (mm)	90° EXTERNAL			90° INTERNAL			135° EXTERNAL			135° INTERNAL		
	90°	A (mm)	B (mm)	90°	A (mm)	B (mm)	135°	A (mm)	B (mm)	135°	A (mm)	B (mm)
100 x 75	RBX1/3	250	150	RBX1/4	150	250	RBX1/5	190	150	RBX1/6	150	190
100 x 100	RBX2/3	250	150	RBX2/4	150	250	RBX2/5	190	150	RBX2/6	150	190
125 x 100	RBX3/3	275	150	RBX3/4	150	275	RBX3/5	200	150	RBX3/6	150	200
150 x 100	RBX4/3	300	150	RBX4/4	150	300	RBX4/5	210	150	RBX4/6	150	210
150 x 150	RBX5/3	300	150	RBX5/4	150	300	RBX5/5	210	150	RBX5/6	150	210
200 x 150	RBX6/3	350	150	RBX6/4	150	350	RBX6/5	230	150	RBX6/6	150	230
200 x 200	RBX7/3	350	150	RBX7/4	150	350	RBX7/5	230	150	RBX7/6	150	230
300 x 200	RBX8/3	450	150	RBX8/4	150	450	RBX8/5	270	150	RBX8/6	150	270

External Angle Shown


GUTTER (mm)	IRREGULAR ANGLE	
	EXTERNAL	INTERNAL
100 x 75	RBX1/7	RBX1/8
100 x 100	RBX2/7	RBX2/8
125 x 100	RBX3/7	RBX3/8
150 x 100	RBX4/7	RBX4/8
150 x 150	RBX5/7	RBX5/8
200 x 150	RBX6/7	RBX6/8
200 x 200	RBX7/7	RBX7/8
300 x 200	RBX8/7	RBX8/8



When ordering an irregular angle, state ref no. and actual fascia angle & note that A+B lengths vary subject to angle.

STOPENDS

GUTTER (mm)	R/H STOPEND	L/H STOPEND
100 x 75	RBX1/10	RBX1/11
100 x 100	RBX2/10	RBX2/11
125 x 100	RBX3/10	RBX3/11
150 x 100	RBX4/10	RBX4/11
150 x 150	RBX5/10	RBX5/11
200 x 150	RBX6/10	RBX6/11
200 x 200	RBX7/10	RBX7/11
300 x 200	RBX8/10	RBX8/11



Internal Stop End

GUTTER BRACKETS

RAFTER & MORTAR BRACKETS

When it is not possible to fix guttering directly to the fascia, we can offer these alternative brackets.

HALF ROUND GUTTER BRACKETS

GUTTER (mm)	SIDE RAFTER	TOP RAFTER*	MORTAR BRACKET
100	HR1/29	HR1/30	HR1/31
115	HR2/29	HR2/30	HR2/31
130	HR3/29	HR3/30	HR3/31
150	HR4/29	HR4/30	HR4/31

BEADED DEEP FLOW GUTTER BRACKETS

GUTTER (mm)	SIDE RAFTER	TOP RAFTER*	MORTAR BRACKET
100	BDF1/29	BDF1/30	BDF1/31
125	BDF2/29	BDF2/30	BDF2/31
150	BDF3/29	BDF3/30	BDF3/31

MOULDED OGEE GUTTER (SMALL) BRACKETS

GUTTER (mm)	SIDE RAFTER	TOP RAFTER*	MORTAR BRACKET
100 x 75	MOG1/29	MOG1/30	MOG1/31
125 x 100	MOG2/29	MOG2/30	MOG2/31
150 x 100	MOG3/29	MOG3/30	MOG3/31

MOULDED OGEE GUTTER (LARGE) SIZES

We recommend that gutters of this size should be directly fixed & not bracketed.

VICTORIAN OGEE GUTTER BRACKETS

GUTTER (mm)	SIDE RAFTER	TOP RAFTER*	MORTAR BRACKET
110	VOG1/29	VOG1/30	VOG1/31
120	VOG2/29	VOG2/30	VOG2/31
130	VOG3/29	VOG3/30	VOG3/31
160	VOG4/29	VOG4/30	VOG4/31

BOX GUTTER (SMALL) BRACKETS

GUTTER (mm)	SIDE RAFTER	TOP RAFTER*	MORTAR BRACKET
100 x 75	BX1/29	BX1/30	BX1/31
100 x 100	BX2/29	BX2/30	BX2/31
125 x 100	BX3/29	BX3/30	BX3/31
150 x 100	BX4/29	BX4/30	BX4/31

BOX GUTTER (LARGE) SIZES

We recommend that gutters of this size should be directly fixed & not bracketed.

SHAPED BOX GUTTER BRACKETS


GUTTER (mm)	SIDE RAFTER	TOP RAFTER*	MORTAR BRACKET
100 x 75	SBX1/29	SBX1/30	SBX1/31
100 x 100	SBX2/29	SBX2/30	SBX2/31
125 x 100	SBX3/29	SBX3/30	SBX3/31
150 x 100	SBX4/29	SBX4/30	SBX4/31

RAKED BOX GUTTER BRACKETS

GUTTER (mm)	SIDE RAFTER	TOP RAFTER*	MORTAR BRACKET
100 x 75	RBX1/29	RBX1/30	RBX1/31
100 x 100	RBX2/29	RBX2/30	RBX2/31
125 x 100	RBX3/29	RBX3/30	RBX3/31
150 x 100	RBX4/29	RBX4/30	RBX4/31

BULLNOSE GUTTER BRACKETS

GUTTER (mm)	SIDE RAFTER	TOP RAFTER*	MORTAR BRACKET
150 x 100	BNG1/29	BNG1/30	BNG1/31



Special brackets on request.

*We advise against the use of Top Rafter Brackets.